

YELLOW BIRD™

The Original Side Surface Planer

Yellow Birds let you cover more water so you can catch more fish!

- Yellow Birds are Perfect for both big and small boat trolling. Use Yellow Birds whenever you troll for walleye, striper, trout, salmon, pike and many saltwater game fish.
- You can place lures or live bait up to 150' to either side of your boat with Yellow Birds. Yellow Birds work well with crank baits, spoons, spinners, and live bait as well as dodger/fly combinations.
- Yellow Birds are Used by river fishermen all over North America. It's a deadly tool for placing artificial lures or natural baits in any part of a river while standing on shore or sitting in an anchored boat.
- Each Yellow Bird comes complete with an adjustable Red Devil Release and hardware.

Special Features:

- *Yellow Birds are Solid Floatation!*
- Yellow Birds are made of EPS foam pellets fused together under tremendous steam pressure to form a solid block of floatation. This super tough solid block construction has no screws or rivets to come loose or fall out. It doesn't rely on air chambers that can leak or glued on blocks of Styrofoam that can fall off.
- *Yellow Birds are the ultimate in reliability.*
- Yellow Birds are internally ballasted so they always ride upright until the line releases when a fish strikes. The corrosion resistant wire arm can be bent to adjust how near or far from the boat your birds will run. This enables you to run spreads of several birds on both sides of the boat at the same time.

"Open Water Trolling"

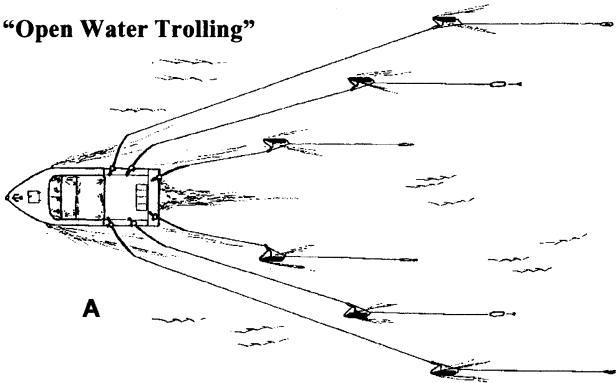
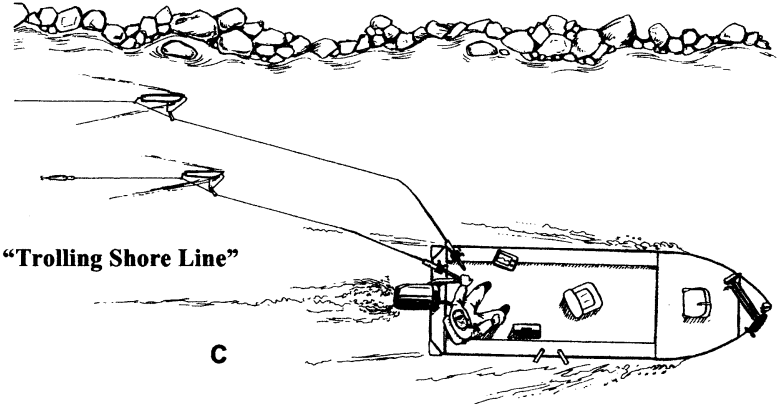


Illustration A shows a boat trolling a six Bird spread, three birds on each side of the boat. This is a very effective method for covering a large surface area. It will help you catch shallow suspended fish and fish that have spooked out from under the boat due to motor noise or shadows.



"Trolling Shore Line"

Illustration C shows a boat trolling two Yellow Birds parallel to a shore line. When using this technique the Bird closest to the shore line should be pulling a shallow running bait (minnow type crank bait, spoon, spinner or spinner rig) on an un-weighted line. The Bird closer to the boat should use a deeper diving bait or add some weight to the line to make your bait run deeper. This method will give you a vertical spread letting you cover different depths between the boat and the shore line.

"Shore Fishing a River"




Illustration B shows a fisherman standing on a river bank using a Yellow Bird to place his bait in a prime spot. The board acts like a rudder; simply let the current take the Yellow Bird where you want it to go. The Yellow Bird will hold position in the current letting you keep your bait in front of the fish as long as you like

"Anchored in a River"




Illustration D shows a boat anchored in a river. The fisherman is using two Yellow Birds to work both sides of a productive rock pile. This method works well for presenting both lures and natural baits in a current. This is a deadly way to catch Walleye, Steelhead and Catfish.